# IntelleVue

Stretch Wrapping Machines for the 21st Century

IntelleVue is a new display panel and controls package for Orion S, D and A model stretch wrapping machines. IntelleVue was designed to make Orion wrappers the smartest, easiest to use and intuitive pallet wrappers on the market today. The redesigned operating system was written from the ground up so that Orion wrappers are as easy to use as a smart phone.

## IntelleVue Features

- 7" Full color HD touchscreen on all A and D models
- 5.7" Full color HD touchscreen on all S models
- Intuitive graphical interface for easy use
- Ethernet port for remote connectivity
- USB port for loading software updates
- Brand new operator interface has never been easier to use
- Access to all machine functions within 2 clicks
- 3 Levels of log in security: User, Maintenance & Administrator
- 10 Programmable "wrap recipes" for ultimate flexibility
- On-screen display of machine status or faults
- Notifications for machine PM based on cycles run
- Onboard instructions & troubleshooting with photos

*IntelleVue lets you connect your machine to your intranet or the internet so you can remotely see machine data on your computer or mobile device. Technicians can look at inputs and outputs of the machine for easy remote diagnostics.*

Orion Packaging Systems ▪ 4750 County Rd. 13 NE ▪ Alexandria, MN 56308
Toll Free (800) 333-6556 ▪ Phone: (320) 852-7705 ▪ www.orionpackaging.com

# IntelleVue Screen Shot Examples

The **RUN SCREEN** shows machine status and indicates the process to start the machine wrap cycle.

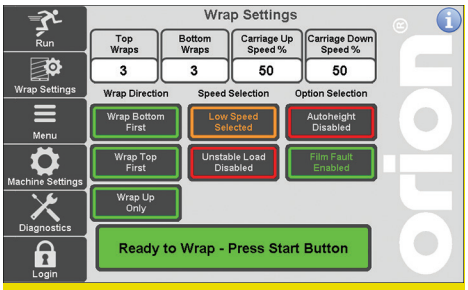


The **WRAP SETTINGS** screen contains the commonly used settings for the wrap cycle

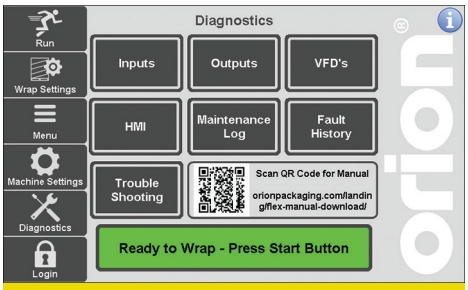


The **DIAGNOSTICS SCREEN** gives access to a variety of technical settings and data on the machine operation

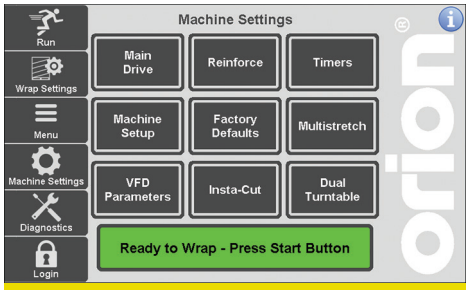


The **MACHINE SETTINGS** page contains menus to access a variety of machine functions

The **JOGGING** screen shows all machine jog functions on one menu driven screen

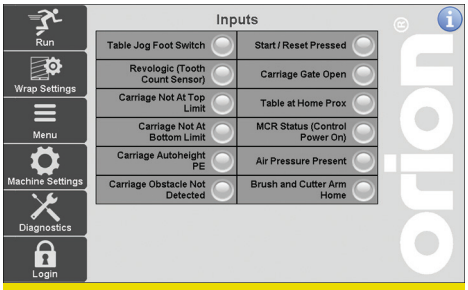


The **INPUTS** screen shows live input state for more efficient trouble shooting and maintenance

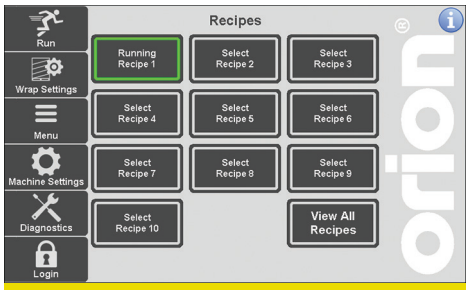


The **RECIPES SCREEN** allows the operator to choose from 10 different wrapping recipes as well as view the recipes

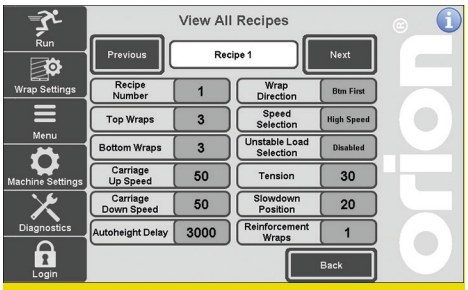


The **RECIPE VIEWING** screen shows the various parameters that make up each recipe. Recipe names can be changed

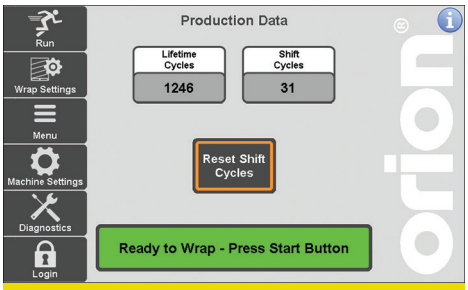


The **PRODUCTION DATA** screen shows both total lifetime cycles and shift cycles which can be reset to 0




Machine faults show on the **RUN SCREEN** along with a photo of procedure used to clear fault

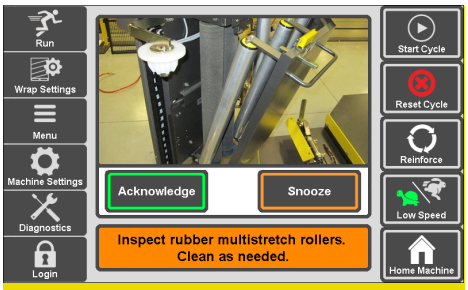


**MAINENANCE REQUIRED** screens appear when the machine detects a PM process is required based on number of cycles run

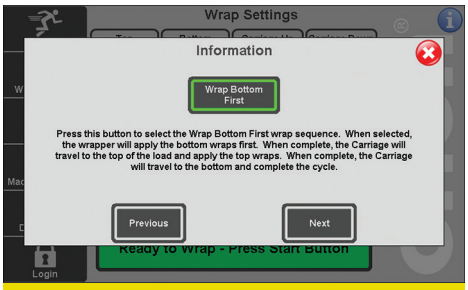


The "i" icon on each screen brings up an **INFORMATION** page which gives instructions on each setting contained on that page